



RM plc, 183 Milton Park,
Abingdon, Oxfordshire OX14 4SE

Tel: 08709 086969

Fax: 0800 833872

email: primarysales@rm.com

www.rm.com/primary



Content Pack
Getting Started Guide

Contents

● Introduction	3
● Installation	4
Using Easiteach Games	7
● Starting Up Games	7
● Game Files and Notes	8
● Saving	9
● Printing	9
● Other Easiteach Features	9
The Games	10
● Word Search Creator	10
● Pyramid Puzzler	10
● The Lost Jungle	11
● Hit the Target!	11
● The Dragon's Castle	12
● Quest for the Rings	12
● Escape the Hangman	13
● Word Wall	13
● Trapdoor	14
● Find Five	14
● Pirate Ships	15
● Shape Up!	15
● Number Bingo	16
● Line of Four	16
Getting Support	17

Notes



Notes

Introduction

Welcome to Easiteach® Games!

This Easiteach content pack contains fourteen fun and educational games for Primary pupils, specially designed for whiteboard use. Some are word games, some practise number skills and others test pupils knowledge. Logic and strategy are part of the games too.

Easiteach Games are flexible to use. They can be for teams or individuals. Groups of pupils or the whole class can play, or one or two pupils can try them either at the whiteboard or on a PC.

Use these games as a class reward, or for wet-weather playtime, or as a fun way to practise literacy and numeracy skills. Or why not use some of the games to brighten up revision, by creating your own content to fit your curriculum topics? Pupils, too, will enjoy the challenge of creating game questions as well as answering them.

Let the games begin!

Licensing Note

The files on the CD ROM can be installed on your local hard disk or network. Distribution of the files is not allowed by the licence agreement. For full licensing details, please read the Licence agreement in the file Licence.rtf, which is installed in the same folder as the Easiteach Games files.

For details of other Easiteach packs and add-ons, please visit www.easiteach.co.uk

Installation

Easiteach Games is a content pack for Easiteach Studio. To use the games, you must have Easiteach Studio installed on your computers (version 2.2 or later). If you aren't sure which version of Easiteach Studio you have, open Easiteach Studio and select **File > About Easiteach**. The version number is shown on the box that appears.

Before you begin the installation, make sure that no Easiteach applications are running.

Installing Easiteach Games on a Single Computer

To install Easiteach Games on a single computer:

1. Insert the **Easiteach Games Content Pack CD** into your computer's CD ROM drive. In most cases, the installation process will start automatically and load the setup screen after a short time. If it does not, click the Windows **Start** button and click **Run**. Type **d:\setup.exe** (where d is the drive letter for your CD ROM drive). Click **OK** to start the installation process.
2. Follow the on-screen instructions, choosing the **Complete** setup option. Note that to complete the installation you must accept the terms of the licence agreement.

Easiteach Games Support

Getting Support

If you have problems with Easiteach Games:

- Visit www.rm.com/support, or
- Contact RM Support on 08709 202202 during office hours (Monday-Friday 8 a.m. to 6 p.m.).

You may need to quote your RM customer ID number.

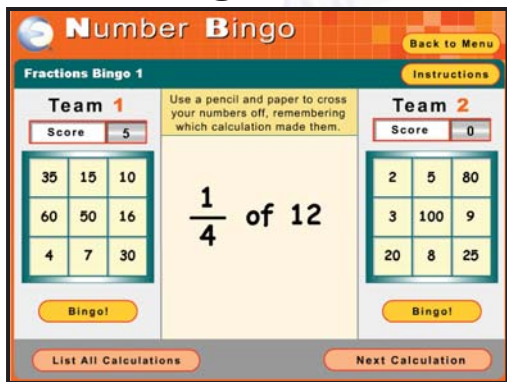
Copyright 2003 Research Machines plc. All rights reserved.

RM Part Number: 0XB-526

Easiteach Games Content Pack Getting Started Guide v1.0

The Games - continued

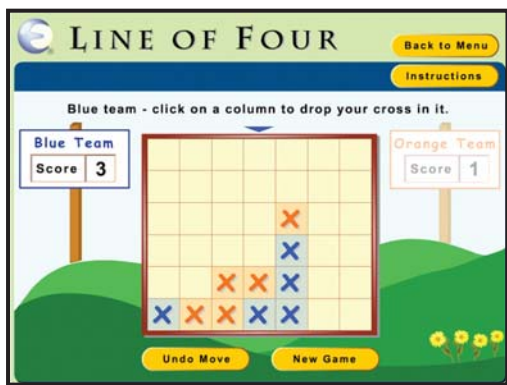
Number Bingo



Number Bingo brings fun and teamwork to practising arithmetic. It isn't just a case of ticking off numbers — you must first do the calculations to find out what the numbers are!

For this class whiteboard version of the popular game, pupils will also need individual mini-whiteboards or pen and paper.

Line of Four



Line of Four is an absorbing strategy game for two players or teams, easy to learn but subtle to play.

Out-fox your opponents in the race to place four crosses in a row!

Installing - continued

Installing Easiteach Games on Networks

RM Connect™ 2.4

To install the Easiteach Games content pack onto your network, you will need to create a Connect package. Instructions for making a package are supplied with your RM Connect network.

We recommend that the Games files should be installed on the network server. To do this, choose the following settings when you run the Easiteach Games Install during package creation:

- ¥ Choose **Custom** when you are prompted to select a setup type
- ¥ Change the **Install** location to be: **P:\apps\32bitwin\Easiteach Games**

When the files have been installed on the server, you then need to allocate the Easiteach Games Package to every workstation where Easiteach Games will be used. Note that there is no shortcut to launch Easiteach Games — it is accessed from the File menu within Easiteach Studio.



Installing - continued

Community Connect 3"

To install the Easiteach Games content pack onto your network, a Connect package must be created.

Instructions for making a package are supplied with your Community Connect 3 network. Alternatively, you can purchase a Community Connect 3 installation CD. The CD is easy to use and will save you time. Please contact the RM Sales Desk for details (08709 086969).

Other Client—Server networks

To install the Easiteach Games content pack onto other networks, please consult the documentation supplied with your network. We recommend that you install Easiteach Games onto each client station.

For further help with Easiteach Games on your network, please visit www.rm.com/support or contact RM Support on 08709 202202 during office hours (Monday-Friday 8 a.m. to 6 p.m).

The Games - continued


Pirate Ships



Pirate Ships is a word strategy game for two players or teams. The goal is simple — find your opponent's fleet and sink them all!

But hitting the targets isn't just a matter of luck. The team's knowledge of words and spelling will give them a distinct advantage...

Shape Up!

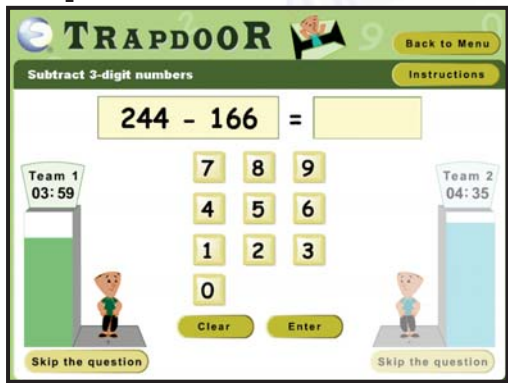


Shape Up! is a simple game of shape recognition — drop the right shape into the right hole.

Sounds easy? That's up to you. Choose a level of difficulty: the more advanced option has extra shapes, some of them irregular and most of which need to be turned before they will fit. Now set a time limit, and you've got an exciting challenge for everyone.

The Games - continued

Trapdoor



Trapdoor is a tense and exciting game that requires quick-fire maths skills. Two competing teams must correctly answer questions as their time clock runs down. The team whose timer runs out first is set for the drop!

Trapdoor makes an excellent starter for a maths lesson, or a great challenge anytime!

Find Five



Find Five is a Maths game. And an English game. And History. And—well, it can be about anything you want, using either the content provided or creating your own subject topics.

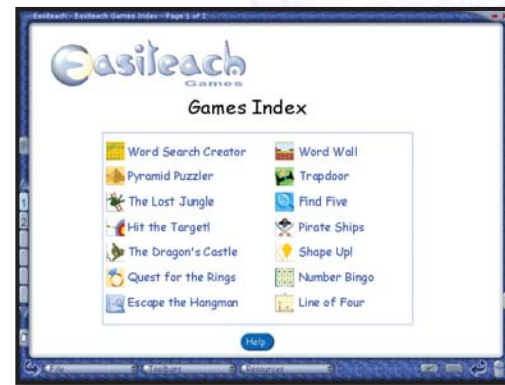
Each team must pick all five correct choices inside the time limit, or the challenge passes on ... and *which* of those choices were incorrect?


Using Easiteach Games

Starting up Games

To access Easiteach Games:

1. Run Easiteach Studio, using the desktop shortcut or the **Start** menu.
2. Click the **File** button. From the pop-up menu, choose **Open**, and then **Games** to open the Easiteach Games folder.
3. Select the *Easiteach Games Index* file and click **Open**.
The Easiteach Games Index is displayed.



4. To start a game, choose a title and click on it.
- ¥ To return to the index, click the **Back to Games Index** text link on page 1 of the game.
- ¥ To select Use Mode, click the **Use Mode** button  on the Easiteach toolbar.

Note: When playing the games, make sure that Easiteach **Use Mode** is selected.

Using Easiteach Games - continued

Game Files and Notes

Each of the 14 games in the Easiteach Games pack is a single Easibook file. As well as the game itself, this file contains detailed notes to help you get the most out of the game with your class. The game is on page 1 of the Easibook; the notes are on page 2.

¥ To display the game notes, open the game file and click on the page 2 tab **2**.



The Games - continued

Escape the Hangman



Guess the letters to reveal the word or phrase. But take care — the hangman is unforgiving!

Escape the Hangman is the new version of the classic spelling game, remade for your class whiteboard.

Word Wall



Can you build a wall of words? Word Wall challenges your pupils to use a set of letters to make as many words as possible in the time limit.

Word Wall is a fun way to practise spelling skills and learn new vocabulary.

The Games - continued

The Dragon's Castle



The Dragon's Castle is a fast-paced anagrams game. You must quickly discover the passwords that open the doors blocking your escape, before the dragon catches you!

The game includes a selection of word lists of varying difficulty, and you can create your own to suit your classes and subjects.

Quest for the Rings



Quest for the Rings is an attractive board game for two teams or players. Your character must travel through an ancient land collecting four magical rings.

There's a snag. The rings are guarded by evil goblins, and to take them you must guess the goblin's secret number. Let the Quest begin!

Using Easiteach Games - continued

Saving

Many of the Easiteach Games allow you to create your own content, which you can save and re-use. This great feature lets you tailor the game content to curriculum topics, local interest or the latest news. Pupils can create and save their own game content.

¥ For more details, see the individual games and their notes.

Printing

Another useful feature of Easiteach Games is that you can print copies of a game screen. For example, when you have prepared a word search using *Word Search Creator*, you can print copies of the puzzle for pupils to complete on paper. Or you could print out a permanent record of a pupil's outstanding game score!

¥ Use **File>Print** to print a copy of the current game screen.

Other Easiteach Features

Easiteach Games are presented in Easiteach files, so you can use a variety of Easiteach Studio tools if you want. For example, you might want to annotate a game using the Freehand Line tool in Edit Mode. For general instructions on how to use Easiteach Studio, please refer to the printed *Easiteach Studio Getting Started Guide* or the online help (click **File>Help>Easiteach**).



The Games

Remember there are useful game notes on page 2 of every Easibook game file.

Word Search Creator



Word Search Creator is a quick and dynamic tool for creating and playing interactive word searches. You can play the game using the examples provided, or create and save word searches of your own on any topic.

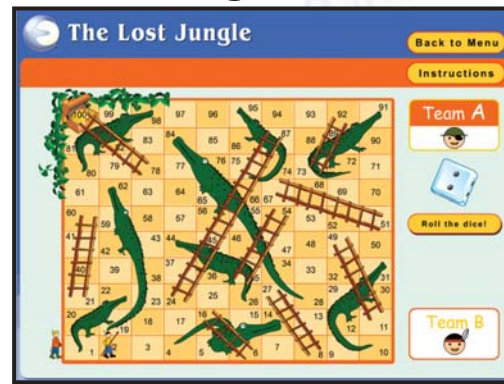
Pyramid Puzzler



Pyramid Puzzler challenges you to put a set of items in the right order in as short a time as possible. Play this versatile game using the examples provided, or create and save your own ordering questions on any general knowledge or curriculum topic.

The Games - continued

The Lost Jungle



This journey through the jungle is fun for both younger and older pupils. Younger children can count aloud as they move from square to square, while the timed tasks can be made really challenging for faster players.

Either way, the race is on to find the jungle treasure first!

Hit the Target!



Can you hit the target? When it comes to strategies for addition, subtraction, multiplication and division, you'll need to be spot-on!

Adjust the difficulty level and the time limit to provide an exciting challenge for two teams or players.