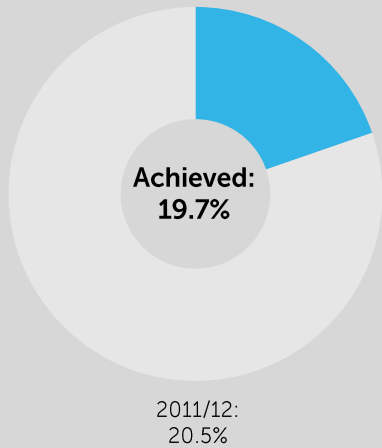


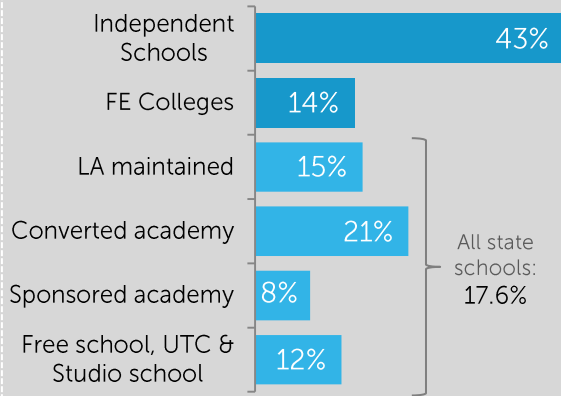
A-level Results

2012/13 (provisional)

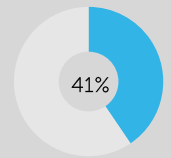
Achieving AAB



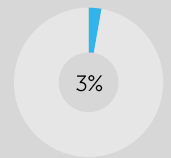
Percentage of students achieving grades AAB or better at A-level



Reading

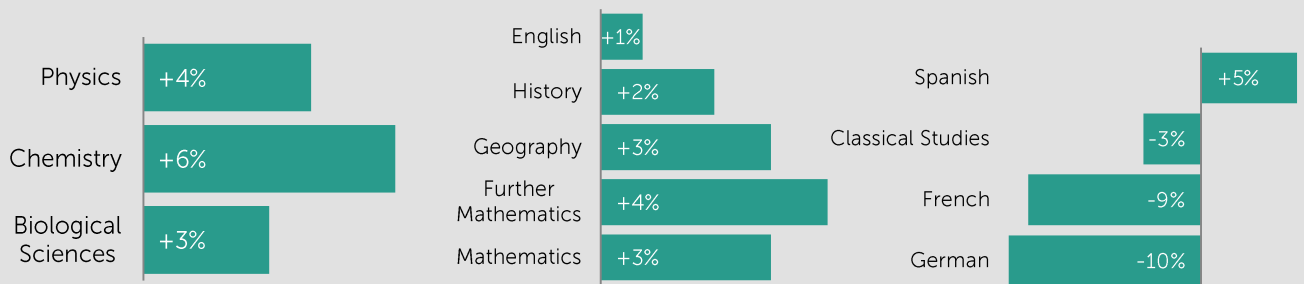


Knowsley



The Facilitators

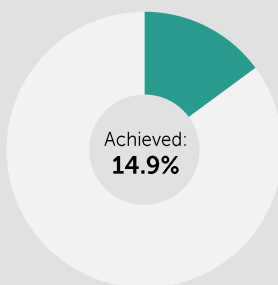
Change in number of entries in the 'Facilitating' Subjects between 2011/12 and 2012/13



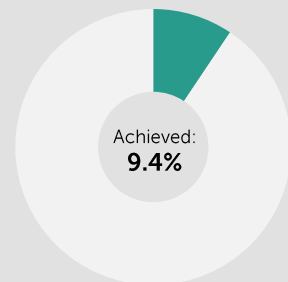
AAB in facilitators

Proportion of students achieving at least AAB in 2 or more facilitating subjects

At least **two** are in facilitating subjects

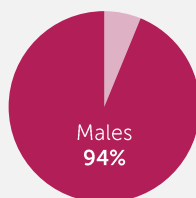

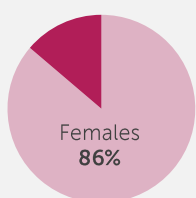



All **three** are in facilitating subjects



The Gender Gap

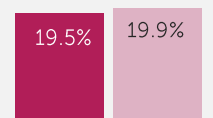
Gender differences at A-levels



Home Economics 

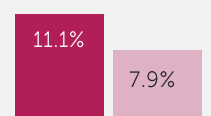
Computer Studies 

AAB in **any** subjects



Males Females

AAB in **three** facilitating subjects



Males Females